

## SANITARY DIGITAL THERMOMETER/TRANSMITTER

REOTEMP's Sanitary Digital Thermometer/Transmitter is a high accuracy thermometer with digital display. It features an IP67/NEMA 4X enclosure, clean-in-place connection, and a 5 year battery life. The Digital Thermometer is perfect for brewing, food, beverage and pharmaceutical applications where a high accuracy digital readout is required.



Accuracy



Custom Logo



Made in the USA

### FEATURES / BENEFITS

- 3-A Conformance Certificate Included
- High Accuracy 1,000Ω RTD (Class A)
- Water Resistant IP67/NEMA 4X
- 5 Year Battery Life
- 4-20 mA Output Available
- Low or High Temperature Range Models

### SPECIFICATIONS

**Accuracy**  $\pm (0.72 + 0.002 \times |t - 32|)$  °F,  
 $\pm (0.42 + 0.002 \times |t|)$  °C, where  
 t = temperature. Example: At 32°F  
 accuracy is  $\pm 0.72$  °F.

**Sensing Element** RTD, Type Pt1000Ω, Class A

**Temperature Ranges** -58°F to 392°F (-50°C to 200°C) or  
 -328°F to 1112°F (-200°C to 600°C)

**Output (Optional)** 4-20 mA, M12 Connector

**Refresh Rate** 3 Seconds

**Display** 4-digit LCD, 1/2" Height

**Display Resolution** See Table 1

**RFI Effect** 1% or Less Typical

**Temperature Effect** 32°F to 122°F (0°C to 50°C)

**Storage Temperature Range** -4°F to 158°F (-20°C to 70°C)

**Housing Material** Stainless Steel 316

**Wetted Finish** Ra 32 max., Ra 20 max. (optional)

**Lens** Plastic Polycarbonate (Standard) or Glass

**Probe Material** 304 Stainless Steel

**Weight** 12 oz., Varies by Configuration

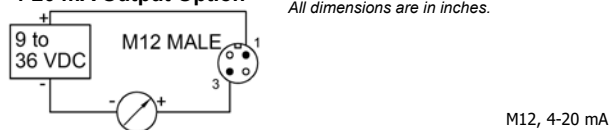
**Environmental Protection** NEMA 4X/IP67

**Power** 1 x 3.6V AA Battery (M12 is loop powered 9-36 VDC.)

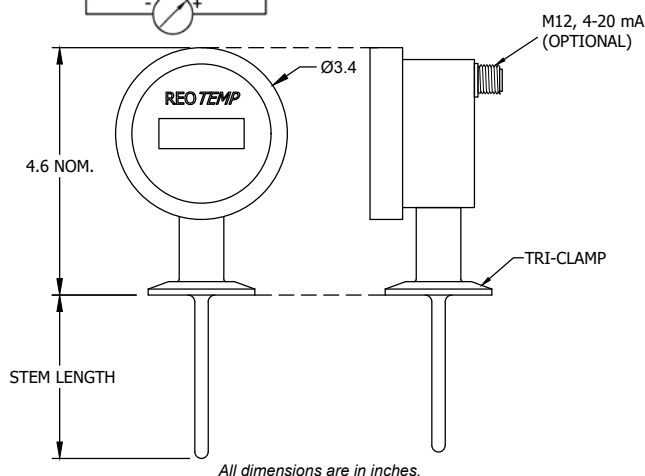
**Battery Life** 5 Years Minimum in Continuous Mode

**Electronic Display Temperature Limit** If the temperature of the electronics in the display housing exceeds 122°F (50°C), permanent damage to the display will occur. A remote mount is recommended for high temperature applications.

**M12 Wiring Diagram for 4-20 mA Output Option**



All dimensions are in inches.

















All dimensions are in inches.

**Table 1: Display Resolution**

Model	Range	Decimal Point
Low Temp, Displays Decimal	-58°F to 392°F (-50°C to 200°C)	Yes
High Temp, No Decimal	-328°F to 1112°F (-200°C to 600°C)	No

## SANITARY DIGITAL THERMOMETER/TRANSMITTER

**HOW TO ORDER:** Choose options to build a part number. For example: **DTXNC1A240A-R3**

MODEL	STYLE	4-20 mA OUTPUT LOCATION	PROCESS CONNECTION	TEMPERATURE RANGE															
<b>DT</b> = Digital Sanitary Thermometer	<b>A</b> =  Back Connect <b>X</b> =  Bottom Connect	<b>N</b> = None <b>S</b> =  M12 Upper Back <b>T</b> =  M12 Right Side <b>U</b> =  M12 Left Side <b>V</b> =  M12 Top Side <b>W</b> =  M12 Bottom Side (Back Connect Style Only)	<b>C</b> = 1.5" Tri-Clamp® <b>L</b> = 2" Tri-Clamp® <b>A</b> = 2.5" Tri-Clamp® <b>P</b> = 3" Tri-Clamp® <b>M</b> = 3/4" Tri-Clamp® <b>K</b> = 4" Tri-Clamp®	<table><tr><th>Code</th><th>Temp. Range</th><th>Decimal Point</th></tr><tr><td><b>1</b></td><td>-58°F to 392°F</td><td>Yes</td></tr><tr><td><b>2</b></td><td>-50°C to 200°C</td><td>Yes</td></tr><tr><td><b>3*</b></td><td>-328°F to 1112°F </td><td>No</td></tr><tr><td><b>4*</b></td><td>-200°C to 600°C </td><td>No</td></tr></table> <p> *If the temperature of the electronics in the display housing exceeds 122°F (50°C), permanent damage to the display will occur. A remote mount is recommended for high or low temperature applications.</p>	Code	Temp. Range	Decimal Point	<b>1</b>	-58°F to 392°F	Yes	<b>2</b>	-50°C to 200°C	Yes	<b>3*</b>	-328°F to 1112°F 	No	<b>4*</b>	-200°C to 600°C 	No
Code	Temp. Range	Decimal Point																	
<b>1</b>	-58°F to 392°F	Yes																	
<b>2</b>	-50°C to 200°C	Yes																	
<b>3*</b>	-328°F to 1112°F 	No																	
<b>4*</b>	-200°C to 600°C 	No																	

STEM DIAMETER	STEM LENGTH	RTD	OPTIONS
---------------	-------------	-----	---------

*Straight Stems*  
**A** = 1/4" Dia. (Standard)  
**F** = 3/8" Dia.

*Fast Response Stems*  
**B** = 3/8" Dia. Reduced to 3/16" Dia. Tip

**025** = 2.5"  
**040** = 4"  
**060** = 6"  
**090** = 9"  
**120** = 12"  
**150** = 15"  
**180** = 18"  
**240** = 24"  
**300** = 30"  
**360** = 36"  
**???** = Custom stem length in inches.

*Millimeter Stem Lengths*  
**M????** = Use a code beginning in M to specify a mm stem length ex: 100mm = M0100

**A** = Class A RTD, 1,000Ω

**-R1** = Cal Cert, 1 point (REOTEMP Picks Point)  
**-R3** = Cal Cert, 3 point (REOTEMP Picks Points)  
**-C1** = Cal Cert, 1 point (Customer Picks Point)  
**-C3** = Cal Cert, 3 points (Customer Picks Points)  
**-GL** = Glass Lens  
**-TS** = Tag, Stainless  
**-TP** = Tag, Paper  
**-CL** = Custom Logo Dial

For Additional Options See Page 139

For Thermowells See Pages 160-166

**Note:** Thermowells should be used whenever the stem or bulb would be exposed to pressure, corrosion, velocity, abrasion or shear forces. Thermowells also make it possible to remove the thermometer without losing pressure or the contents of the process.

## DIAL INDICATING THERMOMETER OPTIONS

Part #	Description	Industrial AA, RR, CC, CN, BB, SS, XR, XX, YY, YN, VR, VV, LL, MM, JJ	Small Dial OEM QQ, GG, HH	Digital DT, DTR, BT	Dual Mode Thermometer DMT
<b>CASE FILL OPTIONS</b>					
<b>-SF</b>	Silicone Filled Case	✓	N/A	N/A	✓
<b>LENS OPTIONS</b>					
<b>-PC</b>	Acrylic Window	✓	✓	N/A	✓
<b>-PY</b>	Polycarbonate Window	✓	✓	STD	✓
<b>-TG</b>	Tempered Safety Glass Lens	✓	N/A	N/A	✓
<b>-SG</b>	Laminated Safety Glass Lens	✓	N/A	N/A	✓
<b>-GL</b>	Plain Glass	STD	STD	✓	STD
<b>STEM OPTIONS</b>					
<b>-PS</b>	Pointed Tip	✓	✓	✓	N/A
<b>-SS</b>	316 Stainless Steel Stem	✓	✓	✓	✓
<b>-F5</b>	5/16" Diameter Stem (Not Available with 316SS Stem)	✓	✓	✓	N/A
<b>-S3</b>	3/8" Diameter Stem	✓	✓	✓	✓
<b>-TF</b>	Teflon Coating (Stem Only)	✓	✓	✓	✓
<b>DIAL OPTIONS</b>					
<b>-CL</b>	Custom Logo Dial	✓	✓	✓	✓
<b>-HV</b>	Hi-Vis Dial	✓	MQ	N/A	✓
<b>-CB</b>	Color Band	✓	MQ	N/A	✓
<b>-CP</b>	Color Pie	✓	MQ	N/A	✓
<b>-WD</b>	White Dial (Standard Ranges Only)	✓	✓	✓	✓
<b>-MM</b>	Min/Max Pointer	✓	N/A	N/A	✓
<b>NL</b>	No Logo	✓	✓	✓	✓
<b>TAG OPTION</b>					
<b>-TS</b>	Stainless Steel Tag (1-10 Characters)	✓	✓	✓	✓
<b>-TP</b>	Paper Tag	✓	✓	✓	✓
<b>CERTIFICATION OPTIONS</b>					
<b>-R1</b>	1pt. Calibration Certification (REOTEMP Chooses the Point)	✓	✓	✓	✓
<b>-R3</b>	3 pt. Calibration Certification (REOTEMP Chooses the Points)	✓	✓	✓	✓
<b>-C1</b>	1 pt. Calibration Certification (Customer Chooses the Point)	✓	✓	✓	✓
<b>-C3</b>	3 pt. Calibration Certification (Customer Chooses the Points)	✓	✓	✓	✓
<b>-CS</b>	NIST Calibration Sticker (No Logged Points)	✓	✓	✓	✓
<b>-CC</b>	Certificate of Conformance	✓	✓	✓	✓
<b>OTHER</b>					
<b>-3H</b>	316 Stainless Steel Head & Bezel	✓	N/A	STD	✓
<b>-HT</b>	Heat Transfer Compound	✓	✓	✓	✓
<b>-CH</b>	Spring Handle (T-27)	✓	✓	✓	N/A
<b>-AS</b>	Allows Bimet to Fit 1-1/4-18 Industrial Thermowell	✓	✓	✓	✓
<b>-EH</b>	Explosion Proof Head	N/A	N/A	✓	✓

✓ Indicates that the option is available with the model.

STD Indicates standard options with no additional cost.

N/A Indicates the option is not available with this model.

MQ Minimum order quantity applies.